



Palomar Orchid Society

Dates to Remember:

- **May 4, Wednesday**
POS General Meeting
- **Saturday, May 11**
POS Caravan
Tayama Orchids
- **Saturday May 21, 2011**
Casa de Las Orquideas
Annual Seedling Sale
Solana Beach
- **July 8 - 10, 2011**
Santa Barbara
International
Orchid Fair

May Meeting - 7:00 pm

Wednesday, May 4

Ron Kaufmann,

“Searching for Orchids in Columbia”

Our speaker in May will be Ron Kaufmann, who is no stranger to POS. Many of you may recall his previous visit to our society last year and his memorable talk on his travels to Ecuador. This month Ron will share with us his orchid experiences in Columbia. His talk entitled "Searching for Orchids in Colombia" will highlight his trip to discover orchids in Colombia in preparation for an upcoming tour he is organizing to benefit the Orchid Conservation Alliance. Colombia is one of the most orchid-rich countries in the world, with over 3,000 described species. Ron's talk will cover orchids in the wild, in reserves and at several nurseries that are cultivating native Colombian orchids. This is definitely a presentation not to be missed!

As many of our members know, Ron has been extensively involved in orchid conservation, being a member of the SDCOS Conservation Committee for more than 10 years and Chair since 2004. Since 1991, the Conservation Committee has awarded over \$150,000 to support projects in 20 different countries. Ron also helped to found the Orchid Conservation Alliance and serves on the boards of the OCA, EcoMinga Foundation (a conservation foundation based in Ecuador) and Orchid Digest Corporation. Ron has been a regular contributor to the Orchid Digest since 2003, when he began writing the Webwatch column that appears in each issue.

Dr. Kaufmann's interest in orchid conservation meshes well with his formal education, which includes a degree from the University of Minnesota in Biology (emphasis in Ecology and Behavioral Biology) and a Ph.D. from the Scripps Institution of Oceanography, UCSD, in Marine Biology. Ron joined the USD faculty in 1997 and currently serves as director of the Marine Science Graduate Program. His areas of specialization are ecology and environmental biology, and his teaching includes courses in biology, environmental studies and marine science, as well as interdisciplinary courses that are team-taught with colleagues in the humanities.

Ron has been growing orchids for more than 15 years, starting with a reed-stem Epidendrum and progressing to a collection that contains mostly species orchids as well as select hybrids. Ron grows most of his orchids in a 36 x 24 foot greenhouse and several outdoor shade-covered areas around his house in north Claremont.



Cattleya trianae,
the national flower of Columbia

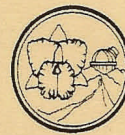



May Culture Class
6:30 pm
Spring and Summer
Growing Tips
By Alex Nazdan



Once again, one of our own great growing members will be presenting our Culture class. Alex will highlight key aspects of pruning, lighting, fertilizing, watering and repotting as we move into the Spring and Summer growing seasons to maximize the health and performance of our orchids in 2011.

Alex will answer any questions you may have about how to take care of your orchids during these seasons. Don't be late...class starts at 6:30 pm sharp!



Palomar Orchid Society
Annual Orchid Auction

Saturday, August 6, 2011

Preview at 11AM, Auction at 12:00 noon

Location: Woman's Club of Carlsbad
 3320 Monroe Street, Carlsbad, CA 92008

Directions: Go east off the 5 onto Carlsbad Village Drive. Go .6 mile to Monroe and turn right. The Woman's Club is one block on the left.

Parking is free in the rear of the building.

Monthly meetings: First Wednesday of the month at the Woman's Club.

Culture class at 6:30 p.m., regular meeting at 7:00 p.m.

From the
Refreshment Committee:

Remember: All members with last names beginning with **U -Z** and **A, B and C**, share at break time!

We appreciate everyone's effort in supplying our meeting with goodies.

It makes for a great meeting all around!



President's Message

Dear Board and POS Members,

April has been whirlwind month! The Flower Fields sale was held on Easter weekend, but despite that, sales were good. I thank Barbara Rudvalis of Rudvalis Orchids for supplying the POS with cut cymbidium stems and single flowers for sale, which helped us to draw the crowd in. I also thank Cher Whelan, Bill Wong, the Rusnells, Alex Nadzan, Renate Schmidt, Elf Mitton, the Diamonds, Janice Krause, Debra Funakoshi, and many others for helping in my dire time of need in setting up and executing this year's sale. We missed Renee Daly and Sandi Sandquist's excellent organization and help this year, but the volunteers really pulled through for POS in their stead. A shout out goes to Renee Daly, and we wish her and her husband all the best as they are going through some tough times.

Also, I want to thank the volunteers for the big April 30th POS Storage move. It's been a long time since POS

moved storage and cleaned out the old stuff to make room for re-organizing of important stuff. The new space is great and close to the meeting and to the Flower Fields. I feel it will make all activities easier and save the POS money in the long run, esp. since fund-raising is difficult these days.



This month our speaker will be Ron Kaufman and culture class will be from our very own Alex Nadzan. There will be some trinkets, books and things for sale from the storage at very low prices on the silent auction table, as POS will liquidate them. Please join us!

Happy Growing!
Gill Ho



Caravan to Tayama Greenhouses

POS will visit Tayama Greenhouses in Encinitas on Wednesday, May 11. Tayama is a wholesale nursery that furnishes orchids to the floral industry.

They will have bare root divisions of their beautiful orchids for a very affordable price. Of course, potted plants will also be available.

We will meet at 9:30 am in the parking lot behind Sears, on the south side of the transit center. Don't miss it!



Photos from the April Meeting

All Photos by Debra Funakoshi



Harry Clyde's *Doritaenopsis Minho Princess 'S.J.'* which won a blue ribbon at the San Diego County Orchid Society show.



Renate Schmidt's *Lc. Tokyo Magic* x *Pot. Little Toshie*



Alex's *Sc. Beaufort* x *Sl. Minipet* is called *C. Minibeau* and is a Fred Clarke cross.



Renate's *Blc. Beautiful Morning*



Alex Nadzan's *Cattlianthe Gold Digger 'Buttercup'* HCC/AOS

Photos from the Flower Fields



The cut cymbidium stems we were selling from Rudvall's Orchids.

POS members (from left) Linda Rusnell, new member Janice Krause (she lives in San Clemente!) and Pat Rusnell, who worked an afternoon shift.



May/June Checklist from the American Orchid Society

By Ned Nash and Jim Rose



American Orchid Society
Education. Conservation. Research.

Cattleya

The last of the spring-flowering types -- those that flower from a ripened hard pseudobulb -- will be finishing, while the first summer-blooming types will be showing buds on their rapidly growing, soft pseudobulbs. Both may need potting, as signaled by deteriorating mix, this month. The spring bloomers present no problems, as you will be dealing with fully ripe, well-hardened pseudobulbs. They will be ready to root on the mature front pseudobulb and will establish quickly. The summer bloomers, will be brittle and may be in bud. Nonetheless, experienced growers know that unless potted now, they may not root later, as this type tends to be seasonal in its rooting behavior. Stake the lead growth to avoid breakage. May can still present some changing light conditions that can lead to burning of the foliage if the plants have not been properly acclimatized. Allow them to build up their tolerance to higher light gradually. Changing light and temperatures can also be the source of some frustration when trying to determine when plants need watering. While cattleyas will be entering into a period of rapid growth starting this month, they have still not built up sufficient momentum to be significantly slowed by your missing a day or two of watering owing to dark weather. As always, it is safer to err on the dry side than on the wet. It is important, though, especially to the summer bloomers. Too much shade will cause rapidly developing inflorescences to droop unattractively.

Paphiopedilum

The Paphiopedilum Maudiae types will be well into their season now, so a careful eye should be used toward staking. Do not be too anxious to stake, however. Many of this type, if staked too soon, will develop nodding flowers that do not face the observer. It is better to allow the flowers to ripen naturally, then support the spike right below the ovary for best display. This is especially common in Paphiopedilum fairrieanum-derived hybrids. If you have to do something when you first see the emerging spikes, just put the stake in the pot next to the spiking growth. Not only will this help you, but you will be able to see where the spikes are, so you can continue to pay attention to their development. The multifloral types will be entering their most active growth phase, so lots of light, water and fertilizer are called for to mature their large growths. Many will be spiking in the next couple of months, so be on the lookout for the emerging inflorescences. These may benefit from earlier staking than most, as the inflorescences grow so quickly in some cases that they can be quite soft. Again, best support is right below the ovary of the first flower. This will allow the most natural presentation of the blooms.

Phalaenopsis

Except for the latest-spiking plants, all phalaenopsis should be ready for potting or already potted. Because phalaenopsis are tropical plants, they tend to be seasonal in their rooting behavior. The critical point for potting is when new roots emerge from the base of the plant. This is absolutely the best time to repot a phalaenopsis. The summer-flowering types, based on Doritis background, have ideally already been potted and are becoming freshly established, ready to support their soon-to-emerge spikes for the summer season. Phalaenopsis potted at the right point in their growth cycle will reestablish almost immediately, with fresh roots growing into the new medium nearly uninterrupted. As soon as the flush of new root growth is seen, begin regular watering and fertilizing to make maximum use of the major growing season. Do not get over-exuberant with your watering, though, allowing water to splash between plants. This can be a source of infection for both water-borne pathogens and viral contamination. Phalaenopsis are much more susceptible to virus than was previously thought. Take extra care to keep your collection free of bacterial and viral problems, which you can accomplish by maintaining a clean growing area.

A Glimpse Into a Member's Garden

Photos and Story By Debra Funakoshi



Last December, Debra Funakoshi went to Sandi Sandquist's house to take a look at how she grows her orchids. Debra then felt that you members may be interested in how she does, especially since she would be considered a "small-space" grower.

POS member Sandi Sandquist said her love of orchids began when a friend gave her an epidendrum. That same friend then gave her a cymbidium in full bloom, and from there, her collection has grown to include around 180 orchids.

Sandi lives in a condo and therefore is limited to growing orchids in her patio. She is very organized and has made the most of the space, which measures approximately 30' wide x 12' deep, by hanging pots and mounted plants all along her fence. Below these, shelves were constructed to hold more orchids. Sobralias are planted in the ground under a window. "The sobralia never bloomed in a pot," she said.

Where she lives, she can grow things outdoors without any type of shade cloth. She lives around 4 four miles from the ocean and said she gets about 5 hours of sun in her patio, where she grows her orchids. She said she moves the *Dendrobium speciosum* in the patio out of the light when necessary because it sunburns. But because of the growing conditions on her patio, she is able to leave most of the plants where they are year-round.

Around 50% of her collection consists of dendrobiums of all types. "I do overdo the dendrobiums because I have the best luck with them," she said. "I think I have learned what I will kill and what might grow."

Inside her condo, she had some blooming plants, including a *Dendrobium delicatum* and an Epi. Volcano Trick 'Fireball', among others. The warm-weather dendrobiums - *spectabile* and *glomeratum*, will be moved outside during the summer.

She said POS member Judy Dyer got her interested in orchid societies. "I think societies are a great way to learn more about orchids," she said.

Thank you, Sandi, for sharing your plants with us!



This photo shows the right-hand side of the fence (looking out from the condo). You can see how she made good use of her space by hanging pots and using shelves below them for more plants.



Sandi with her *Neofinetia falcata*
'Gojofukurin'



Den. loddigesii. Note the rails made for hanging mounted plants.



Sandi holding an *Encyclia prismatocarpa*. Behind her are more orchids.



Stenoglottis longifolia 'Heidi'



Bonatea speciosa 'Green Egret'



Epi. Volcano Trick 'Fireball' (inside as well)



Den. delicatum (inside the house facing windows)




Here is the *Dendrobium speciosum* var. *grandiflorum* (*D. rex*) described in the story. It needs to be moved out of the light sometimes to keep it from getting sunburned.



Lockhartia oerstedii



Sobralias planted in the ground: *CS mirabilis* x *S macrantha* 'Voodoo Priestess'



Sedirea japonica

Upcoming Events



Annual Spring Sale!
3" Cym. Seedling Sale!
 Selected 6" Seedlings! 50% OFF or More
Saturday, May 21, 2011

9 AM to 4 PM

Select 3: and 6: plants!

No Early Birds! No Mail Orders!

Casa de las Orquideas
 170 S. Nardo Avenue
 Solana Beach, CA 92075
 858-755-7572

www.orquideas.com or casa@orquideas.com

SAN DIEGO ZOO

Orchid Odyssey

Third Friday of each month (May 20 this month)
 First Sunday of March, June, September, and December

*The Orchid Greenhouse will be open
 on a Sunday tnext month -
 Sunday, June 5! Go see it!*

The Zoo's orchid greenhouse, home to over 3,000 orchid plants from over 800 species, varieties, and cultivars, is open to Zoo visitors during Orchid Odyssey.

Our orchid expert, as well as members of the San Diego County Orchid Society, are on hand to answer questions during this "open house."

The orchid greenhouse is located on the path just west of the African Kopje's meerkats.

Please note:

There are no Botanical Bus Tours offered on Sunday Orchid Odyssey days.



the 31st annual
 Santa Barbara Orchid Estate

International

ORCHID FAIR

July 8th - 10th, 2011

9am to 5pm Friday & Saturday ~ 10 to 4 Sunday
 at Earl Warren Show grounds in Santa Barbara
 Admission is Free ~ Parking \$5



MONTHLY REPORT ON AOS JUDGING AT SAN DIEGO BOTANIC GARDEN

Text and Photos by Phyllis Prestia

Judging at the Encinitas site (San Diego Botanic Garden, Administration (Ecke) Building) begins at 7:00 pm on the first Monday of each month. The facility opens at 6:30 pm.

Anyone interested in orchids is encouraged and welcome at the sessions. Visitors may join the judging teams at their tables, but cannot participate in the judging process.

Anyone who wants to exhibit plants for judging but is unable to bring the plants to S. D. Botanic Garden, please contact one of the local judges or have others bring the plants to the facility.

At the April 4th, 2011 Encinitas session four orchids were presented for judging.

If a member of the SDCOS wishes to have flowering plants judged at one of these sessions but is unable to take the plants to the judging facility, please contact one of the following AOS judges:
Loren Batchman (Solana Beach) 858-755-7572
Helmut Rohrl (La Jolla) 858-452-0976
Ann and Paul Tuskes (Clairemont) 858-274-5829



Blc. Beautiful Morning
Exhibited by Renate Schmidt



Cym. (Lemon Butter x Comanche 'Goldie')
Exhibited by Harry Polis



Cym. Amelia Earhart 'Sharon Tagami'
Exhibited Naty Ang




Cym. Calli Night
Exhibited by Harry Polis



Palomar Orchid Society
Membership Chairperson
5210 Frost Ave
Carlsbad, CA 92008

Next Meeting:
Wednesday,



It's All About Orchids!

Meeting Information

The Palomar Orchid Society meets the **FIRST WEDNESDAY** of every month at the Carlsbad Women's Club, 3320 Monroe, Carlsbad. Go east off 5 on Carlsbad Village Drive 1/2 mile to Monroe, turn South on Monroe to Women's Club. OR go west off El Camino Real at Carlsbad Village Drive to Monroe and turn south to the Women's Club. Beginner's Culture Class starts at 6:30 pm. The regular meeting begins at 7:00 pm. The next regular meeting will be on June 1, 2011.

Other Nearby Orchid Societies

San Diego County Orchid Society: First Tuesday of the month, 7:30 pm, Room 101, Casa del Prado, Balboa Park. Membership: Bob Clark, 858-270-8352, email bclark@sdorchids.com

San Diego County Cymbidium Society: Third Wednesday of the month. Always a speaker, Q&A session and raffle. 7:00 PM. Free admission and refreshments. San Diego Botanic Garden, 230 Quail Gardens Drive, Encinitas. (760)732-0055.

Open Houses\Other Orchid Sightings

San Diego Zoo Orchid Greenhouses: Third Friday each month, 10 am to 2 pm. Free with admission. Contact: Janette Gerrity 619-231-1515, ext. 4306

Quail Gardens Botanical Gardens Judging Center: First Monday each month, 7:00 pm. Encinitas. Bring plants in to be judged.